



DANIEL

Daniel 1:1-28

OVERVIEW-LEADERS

The story of Daniel and the Lions is an Old Testament classic! Read Daniel chapter 6, how does this chapter speak to you? Daniel was a foreigner in a strange land but he didn't isolate himself, with God's help he integrated himself in to the community. Importantly, Daniel didn't lose sight of his true identity and had the courage and conviction to not compromise his beliefs even if he might end up as a lions supper! But where is Jesus in this story? Daniel loved God and obeyed his commands, he was rescued from certain death. God had a even bigger rescue plan, to send another hero that would love and obey God perfectly no matter what it cost, even if it would cost him his life. This time God wouldn't just rescue Daniel but the whole of mankind. Spend some time praying about this passage and what it means in your life.

WEEK 1

WELCOME BACK AND INTRODUCTION

- Ice breaker game
- "So what do you know?" Complete a who, what, where, when, why, how activity on a flip chart/whiteboard.
- Watch the COINS-a-nory video of Daniel.
- Cut out the Daniel picture cards and challenge them to put in the right order in small groups/pairs.
- Discuss their storyboards
- Opportunity to reflect and pray (5 min)

WEEK 2

DRAMA: REFLECTIVE MONOLOGUE

- Re-do story board cards from last week
- Re-watch the COINS-a-nory Daniel video
- In small groups/pairs choose a character card
- Practice/write a script for a monologue of one of the characters looking back on the story when they are older and how it impacted their life.
- Perform to the rest of the group.
- How did it feel to be in their shoes?
- Time reflection and prayer (5 min)

WEEK 3

CRAFT: LION MASK/MINI NOTEBOOK

- Why did God put lions in the story?
- Opportunity to talk about the fear of God. Lions are beautiful and scary at the same time, you want to hug them but they could also destroy you in a second.
- Choose which craft they would like to do. They have a chance to do both depending on time.
- Allow time to clean up
- Reflection and prayer time (5min)

WEEK 4

REFLECTION

- "So what do we know now?" Complete the who, what, where, when, why, how activity compare it to the one you completed at the beginning.
- What is the same/different.
- Where is God in this story?
- Where is Jesus in this story?
- Longer time to reflect, write prayers. could use their notebooks.
- Play sleepin lions!

WEEK 1

WELCOME AND INTRODCUTION

Resources: Ball/bean bag, Flip chart/white board, Pen (marker/whiteboard), print out of Daniel story cards (one per group), scissors, bible, pens/pencils, paper. COINS-a-nory Daniel video <https://youtu.be/OKLjVVRxh55I>

N.B. keep story cards for week 2

1. ICE BREAKER GAME IDEAS

"Getting to know you"
Sit/stand in a circle. One person holds a ball/bean bag and asks a question eg. what is your name?, what is your favourite colour?, do you like peas? They throw the ball/bean bag to someone and they have to answer the question.

"Head or Tails"
Play a game of true or false, children put their hands on their heads if its true and on their bottoms if its false. Could theme it around lions

2. SO, WHAT DO YOU KNOW?

Write who, what, where, when, why, how on a flip chart or white board and get the children to populate each of the questions with what they know about the story of Daniel. Here is an example, be led by your group.



N.B. keep this activity to compare in week 4



WEEK 1

DANIEL STORYBOARD

Can you cut out and order these story cards?



God





DRAMA: REFLECTIVE MONOLOGUE

Resources: Story cards, COINS-a-nory video and laptop, pens/pencils, paper, props (not essential) for video eg. scarves, crown, lion mask, paper/scrolls.

1. GO THROUGH STORY CARDS

Put the children into pairs/small groups and get them to go through the story cards again, could time them to do it!

2. WATCH DANIEL VIDEO

Set up laptop/projector beforehand and make sure sound and video are working. Feel free to pause the video and ask how they feel, what they think might happen next etc. Discuss the main characters and how they might be feeling.

3. PREPARE SCRIPT AND PRACTICE

Can work individually or in pairs. Explain that a monologue is a single actor talking to the audience on their own. They are going to produce a reflective monologue of one of the characters when they are much older looking back on the story. Could use Emma's Mary monologue as an example. Get them to focus on how the character might have been changed by the Daniel story. If you are planning an assembly you may want to assign different characters to different groups.

Examples of characters; Daniel, King Darius, Advisor, Lion!

4. PERFORM

Set up a 'stage' area so the rest of the group can watch. Make sure you insist that everyone is respectful and sits and listens quietly to each other. They can read from their scripts. You may be able to film them but you will need to ask the school and comply with GDPR. Remind them to speak clearly and slowly. You may want to set a time limit so everyone has a chance to perform.

CRAFT: LION MASK/MINI NOTEBOOK




Resources: Plain paper for notebooks (1 sheet per notebook) yellow and orange paper cut into strips (10-20cm long, approx. 2 A4 sheets per mask). Yellow paper for whiskers (1 A4 sheet per mask). Paper plate (1 per child). Scissors (1 pair per child), glue sticks, yellow, black and brown felt tip pens. Template for paper plate.



Talking points: How do you think Daniel felt when he heard about the new law? Why did Daniel only pray to God? (reference 10 commandments) What do you think Daniel did as he entered the Lions den? Why did King Darius have trouble sleeping? How do you think Jesus felt when he knew he was going to die on the cross, how does this compare to Daniel? Have you ever needed to stand up for what you knew was right? How can this story help you have the confidence to do the right thing?

MINI NOTEBOOK

- Fold the paper in half length-ways (1) and crease well (2).
- Un-fold and fold in half the other way, crease well (4) and unfold (5).
- Fold right-hand edge into the middle (6) unfold and fold left-hand edge into the middle (7).
- Your paper should look like 8.
- Make a hole on the midline one fold in from the edge (9).
- Cut across 2 folds (10) you will end up with a slit in the middle of your paper (11), DO NOT cut to the edge!
- Fold the paper in half length-ways (12).
- Squeeze the ends towards the middle (13) to make a cross shape (14).
- Fold flat (15). Ta dah.....one notebook!
- Use your notebook as a prayer journal, write or draw your prayers! Look back at your prayers, have they been answered?



CRAFT: LION MASK/MINI NOTEBOOK

LION MASK



- Draw nose template onto the back of the paper plate (1) and cut out the middle in one piece (2-3).
- Cut 2 ears from the cut-out piece (4) and colour them in (5), also colour in the nose (6).
- Take a strip of yellow/orange paper. Open the scissors and line up the strip along the blade of the scissors (7). Carefully pull the scissors along the strip in one direction, repeat if necessary (8).
- Glue the curled strip (9) on to the outside of the paper plate (10).
- Keep curling strips of different colours and lengths and glue them around the plate to make a mane (11-12).
- Glue on the ears (13-14).
- To make the whiskers, tightly roll a tube from the corner of a A4 sheet, when you are happy with the length cut along the diagonal (15) and glue together (16).
- Repeat to make another tube and then cut both tubes in half (17).
- Glue whiskers (18) underneath the nose (19) and ROAR (20), you have a lion mask!

REFLECTION

1. SO, WHAT DO YOU KNOW, NOW?

Complete the who, what, where, when, why, how, activity and compare to the one that they completed in week 1. What has changed? Have they learnt something new about the story of Daniel.

2. BIGGER PICTURE

Where is God in this story? What did God want Daniel to do when he was taken to Babylon? Why didn't Daniel want to pray to King Darius? How did God protect Daniel in the Lions Den? Talk about how every bit of the bible whispers Jesus' name. Where is Jesus in this story? Daniel loved and obeyed God and trusted that God would protect him? God rescued Daniel from the Lions but God wanted to rescue the whole world, not just Daniel. God sent his only son who would show us all how to love and obey God perfectly.

3. PRAYER JOURNAL

Talk about prayer journals and how Christians use them to see answers to pray or to help them reflect on their prayer time with God.

4. PLAY SLEEPING LIONS!

Get all the children to lie on the floor, how long can they last without moving or giggling!!?

ASSEMBLY SCRIPT

1. INTRODUCTION

..... Hello, and welcome to the COINS Connect Club assembly on Daniel and the Lions.

2. GAME

Write the name of the child speaking here

..... To get started we would like to play a game. Its called heads or tails. Please could you all stand up! We are going to read some statements and if you think the statement is true put your hands on your head (demonstrate putting hands on you head), if you think the statement is false then put your hands on your bottom (demonstrate putting your hands on your bottom)!

..... Statement 1: The Story of Daniel and the Lions can be found in the Old Testament.
(Pause) It is true! (put your hands on you head) It is in the book of Daniel, Chapter 6

..... Statement 2: Wild Lions are only found in Africa.
(Pause) It is false! (put your hands on you bottom) Wild Lions are also found in India today and they would have been found in ancient Babylon at the time of Daniel.

..... Statement 3: Lions are the only cats to live in a group
It is true, Lions live in family groups called a pride

3. STORY/DRAMA

..... I hope you had fun playing that game, now we are going to learn a bit more about the story of Daniel by talking to some of the characters who were actually there!

Host Hello and welcome to Tonight with COINS Connect, I have some interesting guests to talk to tonight so I hope you are sitting comfortably. My first guest tonight is the mighty King Darius of Babylon

(everyone clap, on walks King Darius)

King Darius Hello, hello, thank you.

Host So, King Darius how do you know Daniel?

King Darius Well, he is one of my best advisors, I thought he was so good I made him head of all my advisors, he was just brilliant at his job.

Host If Daniel is so great, why did you throw him in to the Lion's den?

King Darius Ummmm yes well I didn't want to but my other advisors helped me make this great new law that said everyone had to pray to me alone! Daniel was caught praying to God instead of me so I had to throw him to the Lions.

ASSEMBLY SCRIPT

Host Thank you King Darius, I am now going to speak to our next guest Bob.

.....

(everyone clap, on walks Bob the advisor)

Host So, Bob, I understand you are one of King Darius' advisors.

.....

Bob Yep, that's right.

.....

Host What's this about you making a new law?

.....

Bob Well, this Daniel guy was just too good he made the rest of us look really bad. The worst thing was he wasn't even from here he had been captured by our armies and made to work for the King.

Host So what did you do?

.....

Bob We made cunning plan to get Daniel in trouble. He would pray to God 3 times everyday so we decided to get King Darius to make a new law saying everyone in Babylon had to pray to King Darius alone.

Host How did you convince the King to make this law?

.....

Bob It wasn't hard, King Darius thinks he is a God!

.....

Host Thanks Bob, but now its time to talk to the main man, Daniel.

.....

(everyone clap, on walks Daniel)

Daniel Oh thank you everybody its so nice to be here.

.....

Host So how did you end up in the Lions Den? Didn't you know about the new law?

.....

Daniel Well yes, but I know that King Darius is not God. I believe in the God of Israel, maker of heaven and Earth, I will only worship him, only pray to him.

Host So the other advisors caught you and had King Darius throw you to the Lions? How did you feel about that?

Daniel Well I knew it would happen, but I felt brave I had to do the right thing. I trusted that God would protect me even if it seemed impossible.

ASSEMBLY SCRIPT

Host And you are here to tell the tale, which leads us to our final guest the Lion!

.....

(everyone clap, on walks Lion roaring)

Host Hello Mr Lion, urrrrrr please don't eat me! So tell us what happened after they threw Daniel into your pit.

.....

Lion Well we were all really excited it had been a while since anyone had been thrown in we were getting hungry!

.....

Host But Daniel is still here so why didn't you eat him?

.....

Lion That's the strange thing, I was about to take a nice big bite of Daniel's leg when an angel came from heaven and gently shut my mouth. Then I didn't want to eat him. We all just snuggled up and went to sleep.

.....

Host What a story, Daniel was brave enough to stand up for what he knew was right and trusted in the mighty power of his God to rescue him from certain death.

.....

4. BRIDGE SECTION

(either ask the audience or the performers of the assembly)

.....

What have we learnt from this story?

5. PRAYER

(ideally get the assembly group to write their own prayers beforehand)

.....

Thank you God for listening to our prayers
 The story of Daniel teaches us to be brave and trust God
 Please help us to be brave and trusting in you, Lord
 Please forgive us for whatever we have done wrong
 And bless us all
 Help us to never be jealous of anybody
 Good or bad
 Thank you God,
 Amen